



# WinRecs 3

## 3M Bridge Install Guide

**2018**

## **MED2020 Health Care Software Inc.**

MED2020 Health Software Inc. (MED2020) is the leading provider of modular health information management solutions for the Canadian health care industry and is headquartered in Ottawa, Ontario. Solutions are offered to assist in capturing, reporting and analyzing health data to support enhanced information sharing, encourage informed decision making and streamline facility operations. MED2020's flagship product, WinRecs, is the foundation for a complementary suite of modules that have also been designed to assist health information management departments with their operational needs.

## **Contact Details**

MED2020 is open Monday to Friday between 07:00 and 19:00 (Eastern Time), except Canadian federal holidays and Ontario provincial holidays.

## **Head Office**

MED2020 Health Care Software Incorporated  
4471 Innes Road, Suite #200  
Ottawa, Ontario  
K4A 1A7

Tel: (613) 830-3761  
Fax: (613) 830-2410  
Toll Free: (800) 461-2020

E-mail: [support@med2020.ca](mailto:support@med2020.ca)  
Web: <http://www.med2020.ca>

## End-User License Agreement

MED2020 proprietary rights are included in the information disclosed in this manual.

Permission to reprint this document is provided to facilities and users of a licensed MED2020 **WinRecs™** applications, provided the document is complete and its contents remain unaltered. No proof of status is required.

Neither this document nor the information disclosed herein, or any part thereof, shall be transferred to other documents, used by, or disclosed to other parties for any purpose except as explicitly authorized by MED2020 Health Care Software Inc.

MED2020 Health Care Software Inc. cannot give permission for use of any third-party content.

Download and run the exe **WinRecs3MBridgeSetup.exe**



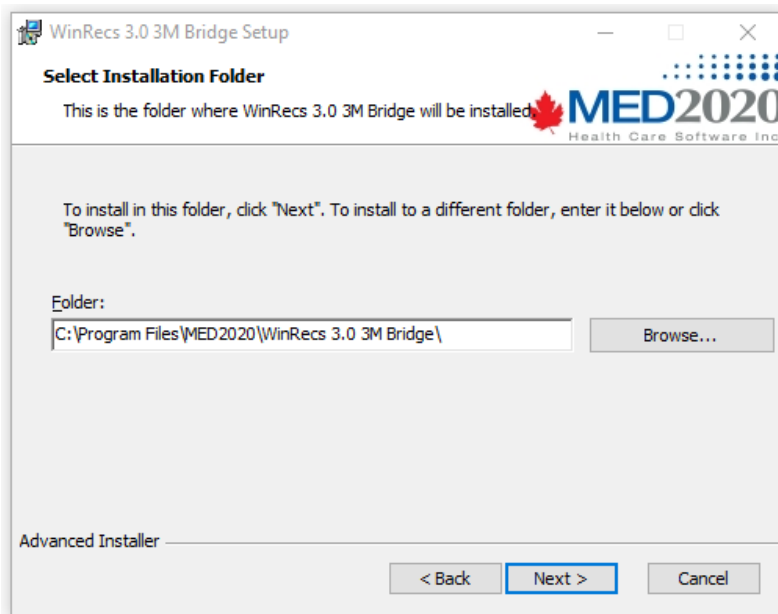
Click **Next >**

**Note:** Contact MED2020 [Client Services](#) for more assistance with any information contained in this document.

Ensure check box “I accept the terms in the License Agreement” is checked and click **Next >**

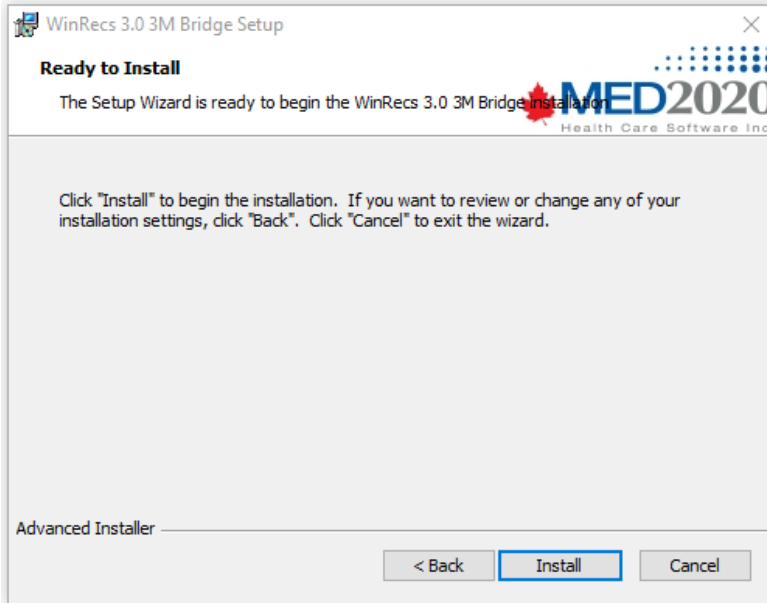


Click **Next >**

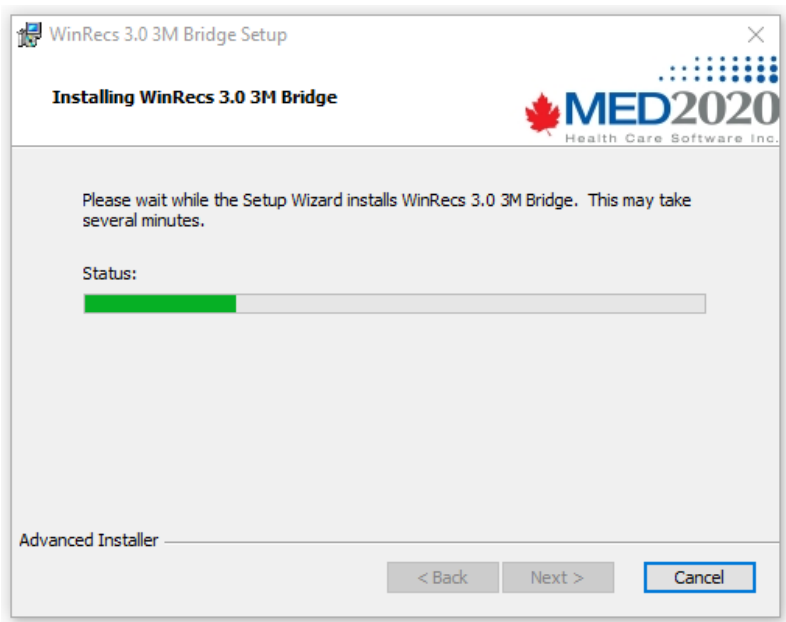


Default folder path for client install is C:\Program Files\MED2020\WinRecs 3.0 3M Bridge\

Edit if required. Click **Next >**



Setup is now complete. Click **Next >** to begin installation



Install process commences

When installation is completed you will see the below screen. Click **Finish**



This page is intentionally left blank